

CSE 392/CS 395T/M 397C: Matrix and Tensor Algorithms for Data

Instructor: Shashanka Ubaru

University of Texas, Austin
Spring 2025

Lecture 15: Introduction to tensors, tensor-matrix products.

① Introduction

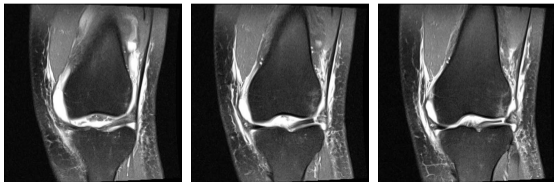
② Tensor-Matrix Multiplication

Introduction - A Multi-Dimensional World

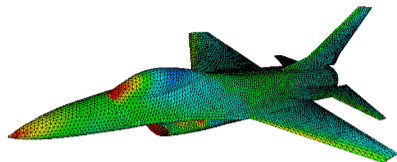
- Much of real-world **data** is inherently **multidimensional**



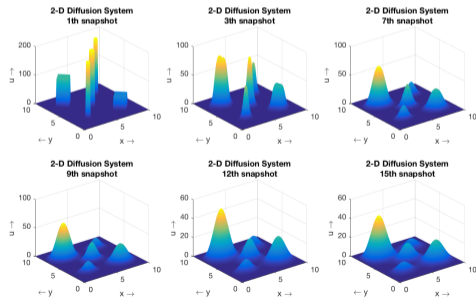
- and is easily stored in/accessed through **high dimensional** arrays



- Many **operators** and **models** are natively **multi-way**




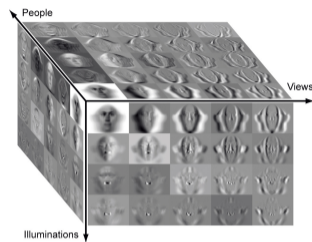
- Simulated data (i.e. intermediate **solutions** can be), too



Tensor decompositions give us a way to analyze, compress, and otherwise manipulate operators and data that are far more useful/natural than “flattening” this multidimensional structure into a matrix and using matrix tools.

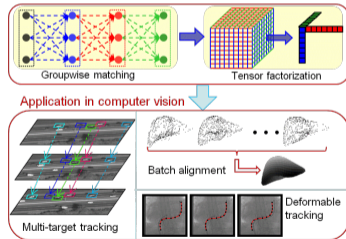
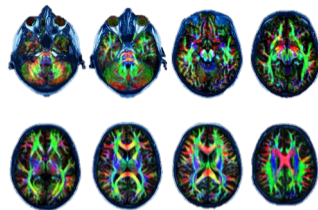
Tensor Applications

- **Machine vision:** understanding the world in 3D, enable understanding phenomena such as perspective, occlusions, illumination
- **Latent semantic tensor indexing:** common terms vs. entries vs. parts, co-occurrence of terms



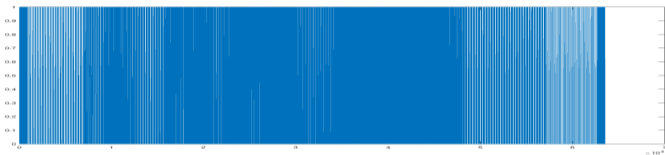
Tensor Applications

- **Medical imaging:** naturally involves 3D (spatio) and 4D (spatio-temporal) correlations
- **Video surveillance and motion signature:** 2D images + 3^{rd} dimension of time, 3D/4D motion trajectory



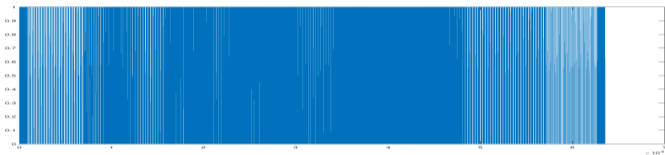
The Power of Representation

- Traditional **matrix-based** methods assuming data **vectorization** are generally **agnostic** to possible **high dimensional correlations**
- What is that ?



The Power of Representation

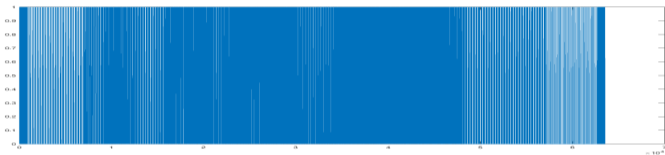
- Traditional **matrix-based** methods assuming data **vectorization** are generally **agnostic** to possible **high dimensional correlations**
- What is that ?




- Observe the same data but in a different (matrix rather than vector) representation

The Power of Representation

- Traditional **matrix-based** methods assuming data **vectorization** are generally **agnostic** to possible **high dimensional correlations**
- What is that ?



- Observe the same data but in a different (matrix rather than vector) representation



- **Representation matters!** some correlations can only be **realized** in appropriate representation

Notation and Definition

Uppercase Script: \mathcal{A} , is a 3rd order tensor.

Uppercase Bold: \mathbf{X} , is a matrix.

Bold lowercase: \mathbf{y} , is a vector OR a $1 \times 1 \times n$ tensor.

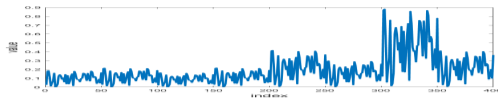
Kronecker Product of an $m \times m$ with an $n \times n$:

$$\mathbf{A} := \mathbf{G} \otimes \mathbf{B} = \begin{bmatrix} g_{11}\mathbf{B} & g_{12}\mathbf{B} & \cdots & g_{1m}\mathbf{B} \\ g_{21}\mathbf{B} & \cdots & \cdots & g_{2m}\mathbf{B} \\ \vdots & \vdots & \vdots & \vdots \\ g_{m1}\mathbf{B} & \cdots & g_{m(m-1)}\mathbf{B} & g_{mm}\mathbf{B} \end{bmatrix}$$

Kronecker Products synonymous with notion of **separability**, computational and storage efficiency. These come up **a lot** in tensor decompositions.

Data Organization Reveals Latent Structure

Suppose $\mathbf{y} \in \mathbb{R}^{mn}$



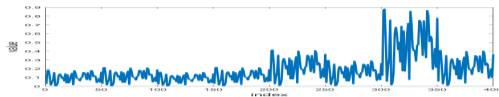
Reshape as $m \times n$ matrix,

$$\mathbf{Y} = \mathbf{u}\mathbf{v}^\top = \mathbf{u} \circ \mathbf{v}$$

$$\Rightarrow \mathbf{y} = \mathbf{v} \otimes \mathbf{u} = \begin{bmatrix} v_1 \mathbf{u} \\ v_2 \mathbf{u} \\ \vdots \\ v_n \mathbf{u} \end{bmatrix}$$

Data Organization Reveals Latent Structure

Suppose $\mathbf{y} \in \mathbb{R}^{mn}$



Reshape as $m \times n$ matrix,

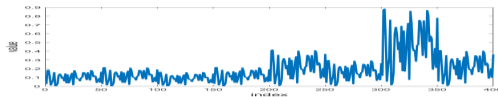
$$\mathbf{Y} = \mathbf{u}\mathbf{v}^\top = \mathbf{u} \circ \mathbf{v}$$

$$\Rightarrow \mathbf{y} = \mathbf{v} \otimes \mathbf{u} = \begin{bmatrix} v_1 \mathbf{u} \\ v_2 \mathbf{u} \\ \vdots \\ v_n \mathbf{u} \end{bmatrix}$$

Implies **storage is reduced** from mn to $m + n$ numbers, reveals only 1 important direction.

Data Organization Reveals Latent Structure

Suppose $\mathbf{y} \in \mathbb{R}^{mn}$



Reshape as $m \times n$ matrix,

$$\mathbf{Y} = \mathbf{u}\mathbf{v}^\top = \mathbf{u} \circ \mathbf{v}$$

$$\Rightarrow \mathbf{y} = \mathbf{v} \otimes \mathbf{u} = \begin{bmatrix} v_1 \mathbf{u} \\ v_2 \mathbf{u} \\ \vdots \\ v_n \mathbf{u} \end{bmatrix}$$

Retaining the higher dimensional format reveals **latent structure**.

- **Notation** : $\mathcal{A}^{n_1 \times n_2 \dots \times n_d}$ - d^{th} order tensor

- ▶ 0^{th} order tensor - **scalar**




- ▶ 1^{st} order tensor - **vector**



- ▶ 2^{nd} order tensor - **matrix**



- ▶ 3^{rd} order tensor ...



Tensor Inner Product and Norm

Inner product:


$$\langle \mathcal{A}, \mathcal{B} \rangle = \sum_{i_1=1}^{n_1} \sum_{i_2=1}^{n_2} \cdots \sum_{i_d=1}^{n_d} a_{i_1, \dots, i_d} b_{i_1, \dots, i_d}$$

Norm: Unless otherwise specified, norm refers to the Frobenius norm, which in d -dimensional tensorial setting takes the form:

$$\|\mathcal{A}\| = \sqrt{\sum_{i_1=1}^{n_1} \sum_{i_2=1}^{n_2} \cdots \sum_{i_d=1}^{n_d} |a_{i_1, \dots, i_d}|^2}$$

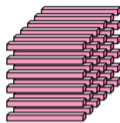
Inside the Box

- *Fiber* - a **vector** defined by fixing all **but one** index while varying the rest



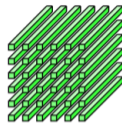
mode-1

$$\mathcal{A}_{:,j,k}$$



mode-2

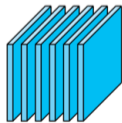
$$\mathcal{A}_{i,:,k}$$



mode-3

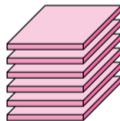
$$\mathcal{A}_{i,j,:}, \mathbf{a}_{ij}$$

- *Slice* - a **matrix** defined by fixing all **but two** indices while varying the rest




lateral

$$\mathcal{A}_{:,j,:}, \vec{\mathcal{A}}_j$$



horizontal

$$\mathcal{A}_{i,:,:}$$



frontal

$$\mathcal{A}_{:,:,k}, \mathbf{A}^{(k)}$$

Accessing Entries

Let \mathcal{A} be the $4 \times 3 \times 2$ tensor with

$$\mathcal{A}_{:, :, 1} = \begin{bmatrix} 5 & -1 & 0 \\ 0 & 2 & -1 \\ -3 & 8 & -2 \\ 1 & 4 & .25 \end{bmatrix} \quad \text{and} \quad \mathcal{A}_{:, :, 2} = \begin{bmatrix} .5 & -2 & 0 \\ 6 & -5 & -1 \\ 7 & .5 & 3 \\ 1 & 0 & 1 \end{bmatrix}$$

Exercise: Find

- $\mathcal{A}_{4, :, 2}$
- $\mathcal{A}_{2, :, :}$
- $\mathcal{A}_{2, 3, :}$
- $\|\mathcal{A}\|^2$

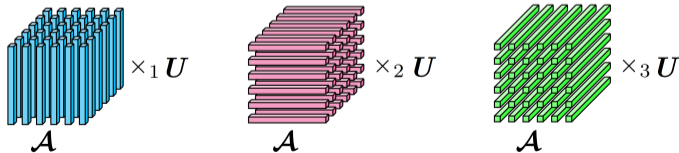
Tensor-Matrix Multiplication

Definition

- The k -mode multiplication of a tensor $\mathcal{A} \in \mathbb{R}^{n_1 \times n_2 \times \dots \times n_d}$ with a matrix $U \in \mathbb{R}^{j \times n_k}$ is denoted by $\mathcal{A} \times_k U$ and is of size $n_1 \times \dots \times n_{k-1} \times j \times n_{k+1} \times \dots \times n_d$
- Element-wise

$$(\mathcal{A} \times_k U)_{i_1 \dots i_{k-1} j i_{k+1} \dots i_d} = \sum_{i_k=1}^{n_k} a_{i_1 i_2 \dots i_d} u_{j i_k}$$

- Which view: k-mode multiplication



Matricization makes this concrete...

Unfolding - Matricization

A tensor “matricization” refers to (specific) mappings of the tensor to a matrix. Given $\mathcal{A} \in \mathbb{R}^{n_1 \times n_2 \times \dots \times n_d}$, the m th mode unfolding maps \mathcal{A} to \mathbf{A} via $(i_1, \dots, i_d) \rightarrow (i_m, j)$, and

$$j = 1 + \sum_{k=1, k \neq m}^d (i_k - 1) \left(\prod_{l=1, l \neq m}^{k-1} n_l \right).$$

A graphical illustration is more illuminating...

Unfolding - Matricization



(a) Original \mathcal{A} .



(b) Mode-1 unfolding $\mathcal{A}_{(1)}$.



(c) Mode-2 unfolding $\mathcal{A}_{(2)}$.



(d) Mode-3 unfolding $\mathcal{A}_{(3)}$.

Graphics: Elizabeth Newman, Tufts Mathematics Ph.D. Thesis, “A Step in the Right Dimension”, 2019

Unfold Example

$$\mathcal{A}_{:, :, 1} = \begin{bmatrix} 5 & -1 & 0 \\ 0 & 2 & -1 \\ -3 & 8 & -2 \\ 1 & 4 & .25 \end{bmatrix} \text{ and } \mathcal{A}_{:, :, 2} = \begin{bmatrix} .5 & -2 & 0 \\ 6 & -5 & -1 \\ 7 & .5 & 3 \\ 1 & 0 & 1 \end{bmatrix}$$

Exercise: Find the dimensions of the mode-1, mode-2 and mode-3 unfoldings.

Unfold Example

$$\mathcal{A}_{:, :, 1} = \begin{bmatrix} 5 & -1 & 0 \\ 0 & 2 & -1 \\ -3 & 8 & -2 \\ 1 & 4 & .25 \end{bmatrix} \text{ and } \mathcal{A}_{:, :, 2} = \begin{bmatrix} .5 & -2 & 0 \\ 6 & -5 & -1 \\ 7 & .5 & 3 \\ 1 & 0 & 1 \end{bmatrix}$$

Exercise: Find the dimensions of the mode-1, mode-2 and mode-3 unfoldings.

Mode 1: $4 \times (3 \cdot 2)$

Unfold Example

$$\mathcal{A}_{:, :, 1} = \begin{bmatrix} 5 & -1 & 0 \\ 0 & 2 & -1 \\ -3 & 8 & -2 \\ 1 & 4 & .25 \end{bmatrix} \quad \text{and} \quad \mathcal{A}_{:, :, 2} = \begin{bmatrix} .5 & -2 & 0 \\ 6 & -5 & -1 \\ 7 & .5 & 3 \\ 1 & 0 & 1 \end{bmatrix}$$

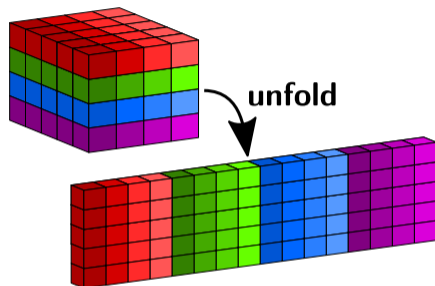
Exercise: Find the dimensions of the mode-1, mode-2 and mode-3 unfoldings.
Mode 2: $3 \times (2 \cdot 4)$

Unfold Example

$$\mathcal{A}_{:, :, 1} = \begin{bmatrix} 5 & -1 & 0 \\ 0 & 2 & -1 \\ -3 & 8 & -2 \\ 1 & 4 & .25 \end{bmatrix} \text{ and } \mathcal{A}_{:, :, 2} = \begin{bmatrix} .5 & -2 & 0 \\ 6 & -5 & -1 \\ 7 & .5 & 3 \\ 1 & 0 & 1 \end{bmatrix}$$

Exercise: Find the dimensions of the mode-1, mode-2 and mode-3 unfoldings.
Mode 3: Put the transposes of the lateral slices side by side, $2 \times (4 \cdot 3)$

k -Mode Product



The diagram illustrates the k -mode product as a matrix multiplication. On the left is a 4x4 matrix labeled **M**, with a yellow pattern of blocks. This is multiplied by an "unfolded tensor" represented as a 4x4 matrix with a red block on the left and a purple block on the right, with three dots in the middle. The result is an "output" matrix, which is a 4x4 matrix with a brown block on the left and a brown block on the right, with three dots in the middle.

$$\mathcal{C} = \mathcal{A} \times_n \mathbf{X} \longleftrightarrow \mathbf{C}_{(n)} = \mathbf{X} \mathbf{A}_{(n)}$$

Example:

$$\mathcal{A}_{:, :, 1} = \begin{bmatrix} 1 & 2 \\ 3 & -2 \end{bmatrix}; \quad \mathcal{A}_{:, :, 2} = \begin{bmatrix} -1 & 4 \\ -3 & 0 \end{bmatrix} \text{ and } \mathbf{X} = \begin{bmatrix} 1 & -1 \\ 0 & 2 \end{bmatrix}.$$

$\mathcal{A} \times_1 \mathbf{X}$:

Tensor-Matrix Products

$$\mathcal{C} = \mathcal{A} \times_n \mathbf{X} \longleftrightarrow \mathbf{C}_{(n)} = \mathbf{X} \mathbf{A}_{(n)}$$

Example:

$$\mathcal{A}_{:,:,1} = \begin{bmatrix} 1 & 2 \\ 3 & -2 \end{bmatrix}; \quad \mathcal{A}_{:,:,2} = \begin{bmatrix} -1 & 4 \\ -3 & 0 \end{bmatrix} \quad \text{and} \quad \mathbf{X} = \begin{bmatrix} 1 & -1 \\ 0 & 2 \end{bmatrix}.$$

$\mathcal{A} \times_1 \mathbf{X}$:

Compute the matrix-matrix product

$$\begin{bmatrix} 1 & -1 \\ 0 & 2 \end{bmatrix} \begin{bmatrix} 1 & 2 & -1 & 4 \\ 3 & -2 & -3 & 0 \end{bmatrix} = \begin{bmatrix} -2 & 4 & 2 & 4 \\ 6 & -4 & -6 & 0 \end{bmatrix}$$

Tensor-Matrix Products

$$\mathcal{C} = \mathcal{A} \times_n \mathbf{X} \iff \mathbf{C}_{(n)} = \mathbf{X} \mathbf{A}_{(n)}$$

Example:

$$\mathcal{A}_{:, :, 1} = \begin{bmatrix} 1 & 2 \\ 3 & -2 \end{bmatrix}; \quad \mathcal{A}_{:, :, 2} = \begin{bmatrix} -1 & 4 \\ -3 & 0 \end{bmatrix} \quad \text{and} \quad \mathbf{X} = \begin{bmatrix} 1 & -1 \\ 0 & 2 \end{bmatrix}.$$

$\mathcal{A} \times_1 \mathbf{X}$:

Soln: $\mathcal{C}_{:, :, 1} = \begin{bmatrix} -2 & 4 \\ 6 & -4 \end{bmatrix}, \quad \mathcal{C}_{:, :, 2} = \begin{bmatrix} 2 & 4 \\ -6 & 0 \end{bmatrix}$

$$\mathcal{C} = \mathcal{A} \times_n \mathbf{X} \iff \mathbf{C}_{(n)} = \mathbf{X} \mathbf{A}_{(n)}$$

Example:

$$\mathcal{A}_{:, :, 1} = \begin{bmatrix} 1 & 2 \\ 3 & -2 \end{bmatrix}; \quad \mathcal{A}_{:, :, 2} = \begin{bmatrix} -1 & 4 \\ -3 & 0 \end{bmatrix} \text{ and } \mathbf{Y} = \begin{bmatrix} 1 & 0 \\ 0 & 1 \\ 1 & 1 \end{bmatrix}$$

Class Exercise: Find $\mathcal{A} \times_2 \mathbf{Y}$. (In particular, which mode(dim) expands ?)

Tensor-Matrix Products

$$\mathcal{C} = \mathcal{A} \times_n \mathbf{X} \iff \mathbf{C}_{(n)} = \mathbf{X} \mathbf{A}_{(n)}$$

Example:

$$\mathcal{A}_{:,:,1} = \begin{bmatrix} 1 & 2 \\ 3 & -2 \end{bmatrix}; \quad \mathcal{A}_{:,:,2} = \begin{bmatrix} -1 & 4 \\ -3 & 0 \end{bmatrix} \text{ and } \mathbf{Y} = \begin{bmatrix} 1 & 0 \\ 0 & 1 \\ 1 & 1 \end{bmatrix}$$

Soln: Form $\mathbf{Y} \mathbf{A}_{(2)} = \begin{bmatrix} 1 & 0 \\ 0 & 1 \\ 1 & 1 \end{bmatrix} \begin{bmatrix} 1 & 3 & -1 & -3 \\ 2 & -2 & 4 & 0 \end{bmatrix}$

Tensor-Matrix Products

$$\mathcal{C} = \mathcal{A} \times_n \mathbf{X} \iff \mathbf{C}_{(n)} = \mathbf{X} \mathbf{A}_{(n)}$$

Example:

$$\mathcal{A}_{:, :, 1} = \begin{bmatrix} 1 & 2 \\ 3 & -2 \end{bmatrix}; \quad \mathcal{A}_{:, :, 2} = \begin{bmatrix} -1 & 4 \\ -3 & 0 \end{bmatrix} \text{ and } \mathbf{Y} = \begin{bmatrix} 1 & 0 \\ 0 & 1 \\ 1 & 1 \end{bmatrix}$$

Soln: Result is $\begin{bmatrix} 1 & 3 & -1 & -3 \\ 2 & -2 & 4 & 0 \\ 3 & 1 & 3 & -3 \end{bmatrix}$

Tensor-Matrix Products

$$\mathcal{C} = \mathcal{A} \times_n \mathbf{X} \longleftrightarrow \mathbf{C}_{(n)} = \mathbf{X} \mathbf{A}_{(n)}$$

Example:

$$\mathcal{A}_{:, :, 1} = \begin{bmatrix} 1 & 2 \\ 3 & -2 \end{bmatrix}; \quad \mathcal{A}_{:, :, 2} = \begin{bmatrix} -1 & 4 \\ -3 & 0 \end{bmatrix} \text{ and } \mathbf{Y} = \begin{bmatrix} 1 & 0 \\ 0 & 1 \\ 1 & 1 \end{bmatrix}$$

Soln: Reshape to get $\mathcal{C}_{:, :, 1} = \begin{bmatrix} 1 & 2 & 3 \\ 3 & -2 & 1 \end{bmatrix}$, $\mathcal{C}_{:, :, 2} = \begin{bmatrix} -1 & 4 & 3 \\ -3 & 0 & -3 \end{bmatrix}$

Some tensor-matrix products result in **contraction** of a dimension.

Example: Let \mathcal{A} be size $5 \times 6 \times 7$, and compute $\mathcal{C} := \mathcal{A} \times_3 \mathbf{X}$ where \mathbf{X} is size 2×7 .

Solution:

Tensor-Matrix Products – Contractions

Some tensor-matrix products result in **contraction** of a dimension.

Example: Let \mathcal{A} be size $5 \times 6 \times 7$, and compute $\mathcal{C} := \mathcal{A} \times_3 \mathbf{X}$ where \mathbf{X} is size 2×7 .

Solution: Form $\mathbf{X}\mathcal{A}_{(3)}$, which is a 2×7 with a $7 \times (5 \cdot 6)$.

Tensor-Matrix Products – Contractions

Some tensor-matrix products result in **contraction** of a dimension.

Example: Let \mathcal{A} be size $5 \times 6 \times 7$, and compute $\mathcal{C} := \mathcal{A} \times_3 \mathbf{X}$ where \mathbf{X} is size 2×7 .

Solution: Form $\mathbf{X}\mathcal{A}_{(3)}$, which is a 2×7 with a $7 \times (5 \cdot 6)$.
Result is a $2 \times (5 \cdot 6)$ matrix.

Tensor-Matrix Products – Contractions

Some tensor-matrix products result in **contraction** of a dimension.

Example: Let \mathcal{A} be size $5 \times 6 \times 7$, and compute $\mathcal{C} := \mathcal{A} \times_3 \mathbf{X}$ where \mathbf{X} is size 2×7 .

Solution: Form $\mathbf{X}\mathcal{A}_{(3)}$, which is a 2×7 with a $7 \times (5 \cdot 6)$.

Result is a $2 \times (5 \cdot 6)$ matrix. $\Rightarrow \mathcal{C}$ has dimensions $5 \times 6 \times 2$.

$$\mathcal{A}_{:, :, 1} = \begin{bmatrix} 5 & -1 & 0 \\ 0 & 2 & -1 \\ -3 & 8 & -2 \\ 1 & 4 & .25 \end{bmatrix} \quad \text{and} \quad \mathcal{A}_{:, :, 2} = \begin{bmatrix} .5 & -2 & 0 \\ 6 & -5 & -1 \\ 7 & .5 & 3 \\ 1 & 0 & 1 \end{bmatrix}$$

Find

- $\mathcal{A} \times_2 [4 \ 1 \ 0]$
- $\mathcal{A} \times_3 [1 \ 1]$

The Kronecker Connection

Suppose \mathcal{C} be $n_1 \times n_2 \times \cdots \times n_d$ and define $\mathcal{A} := \mathcal{C} \times_{j=1}^d \mathbf{X}_j$, where the matrices \mathbf{X}_j have n_j columns, respectively.

Then

$$\mathcal{A}_{(j)} = \mathbf{X}_j \mathcal{C}_{(j)} \left(\mathbf{X}_d^\top \otimes \mathbf{X}_{d-1}^\top \otimes \cdots \otimes \mathbf{X}_{j+1}^\top \otimes \mathbf{X}_{j-1}^\top \otimes \cdots \otimes \mathbf{X}_1^\top \right).$$

This makes clear the **separability** of the mode-wise matrix products. Note that one or more of the \mathbf{X}_j could be identity matrices.

$$\mathcal{C} = \mathcal{A} \times_n \mathbf{X} \longleftrightarrow \mathbf{C}_{(n)} = \mathbf{X} \mathcal{A}_{(n)}$$

Note that, for example,

$$\mathcal{A} \times_m \mathbf{X} \times_n \mathbf{Y} = \mathcal{A} \times_n \mathbf{Y} \times_m \mathbf{X}.$$

Exercise: Prove the identity above!

Example: Let \mathcal{A} be third order. Then $\tilde{\mathcal{A}} := \mathcal{A} \times_1 \mathbf{X} \times_2 \mathbf{Y} = \mathcal{A} \times_1 \mathbf{X} \times_2 \mathbf{Y} \times_3 \mathbf{I}$ can be understood as $\tilde{\mathcal{A}}_{(1)} = \mathbf{X} \mathcal{A}_{(1)} (\mathbf{I} \otimes \mathbf{Y}^\top)$, and folding.

Tensor-Matrix Products

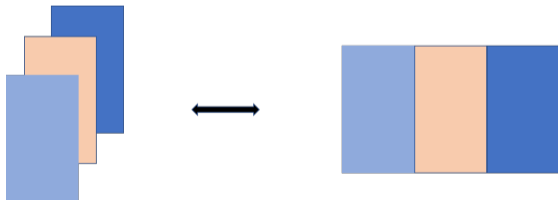
$$\mathcal{C} = \mathcal{A} \times_n \mathbf{X} \iff \mathbf{C}_{(n)} = \mathbf{X} \mathbf{A}_{(n)}$$

Note that, for example,

$$\mathcal{A} \times_m \mathbf{X} \times_n \mathbf{Y} = \mathcal{A} \times_n \mathbf{Y} \times_m \mathbf{X}.$$

Exercise: Prove the identity above!

Example: Let \mathcal{A} be third order. Then $\tilde{\mathcal{A}} := \mathcal{A} \times_1 \mathbf{X} \times_2 \mathbf{Y} = \mathcal{A} \times_1 \mathbf{X} \times_2 \mathbf{Y} \times_3 \mathbf{I}$



Tensor-Matrix Products

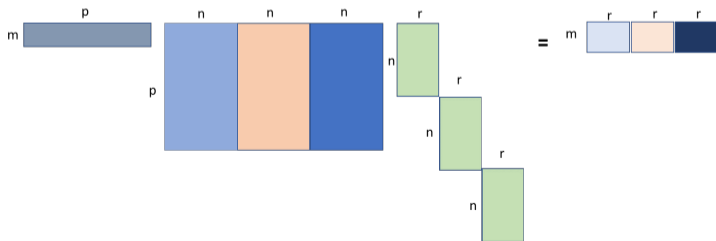
$$\mathcal{C} = \mathcal{A} \times_n \mathbf{X} \iff \mathbf{C}_{(n)} = \mathbf{X} \mathbf{A}_{(n)}$$

Note that, for example,

$$\mathcal{A} \times_m \mathbf{X} \times_n \mathbf{Y} = \mathcal{A} \times_n \mathbf{Y} \times_m \mathbf{X}.$$

Exercise: Prove the identity above!

Example: Let \mathcal{A} be third order. Then $\tilde{\mathcal{A}} := \mathcal{A} \times_1 \mathbf{X} \times_2 \mathbf{Y} = \mathcal{A} \times_1 \mathbf{X} \times_2 \mathbf{Y} \times_3 \mathbf{I}$



Tensor-Matrix Products

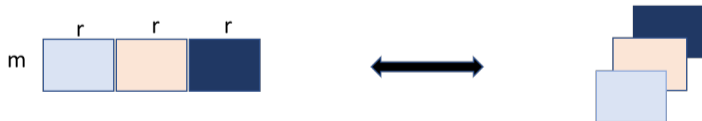
$$\mathcal{C} = \mathcal{A} \times_n \mathbf{X} \iff \mathbf{C}_{(n)} = \mathbf{X} \mathbf{A}_{(n)}$$

Note that, for example,

$$\mathcal{A} \times_m \mathbf{X} \times_n \mathbf{Y} = \mathcal{A} \times_n \mathbf{Y} \times_m \mathbf{X}.$$

Exercise: Prove the identity above!

Example: Let \mathcal{A} be third order. Then $\tilde{\mathcal{A}} := \mathcal{A} \times_1 \mathbf{X} \times_2 \mathbf{Y} = \mathcal{A} \times_1 \mathbf{X} \times_2 \mathbf{Y} \times_3 \mathbf{I}$



$$\mathcal{C} = \mathcal{A} \times_n \mathbf{X} \iff \mathbf{C}_{(n)} = \mathbf{X}\mathbf{A}_{(n)}$$

Note that, for example,

$$\mathcal{A} \times_m \mathbf{X} \times_n \mathbf{Y} = \mathcal{A} \times_n \mathbf{Y} \times_m \mathbf{X}.$$

Exercise: Prove the identity above!

Example: Let \mathcal{A} be third order. Then $\tilde{\mathcal{A}} := \mathcal{A} \times_1 \mathbf{X} \times_2 \mathbf{Y} = \mathcal{A} \times_1 \mathbf{X} \times_2 \mathbf{Y} \times_3 \mathbf{I}$
In particular, implies $\tilde{\mathcal{A}}_{:, :, i} = \mathbf{X}\mathcal{A}_{:, :, i}\mathbf{Y}^\top$; in this example, **contracting** 2 of the 3
dimensions. So, \mathcal{A} is $p \times n \times 3$, $\tilde{\mathcal{A}}$ is $m \times r \times 3$, where $m < p, n < r$.

Example 2

Let $\mathcal{A} \in \mathbb{R}^{1 \times 1 \times n}$, that is, just a tube fiber.



Let \mathbf{M} be an $n \times n$ matrix.

Class Exercise: What is the equivalent matrix-arithmetic operation to

$$\mathcal{A} \times_3 \mathbf{M}?$$

Example 3

Let $\mathcal{A} \in \mathbb{R}^{m \times p \times n}$, and let $\mathbf{U}, \mathbf{V}, \mathbf{W}$ be orthogonal $m \times m, p \times p, n \times n$ matrices, respectively.

Exercise: Show $\|\hat{\mathcal{A}}\|_F = \|\mathcal{A}\|_F$, where

$$\hat{\mathcal{A}} = \mathcal{A} \times_1 \mathbf{U}^\top \times_2 \mathbf{V}^\top \times_3 \mathbf{W}^\top.$$

Definition

Recall that $\mathbf{P} \in \mathbb{R}^{n \times n}$ is called an orthogonal projection matrix if $\mathbf{P}^T = \mathbf{P}$ and $\mathbf{P}^2 = \mathbf{P}$.

Orthogonal projection matrices are not necessarily orthogonal – indeed, they are often not full rank: e.g. if \mathbf{v} has unit length then $\mathbf{P} := \mathbf{v}\mathbf{v}^T$ is an orthogonal projector onto $\text{span}\{\mathbf{v}\}$.

Example 4

Let $\mathcal{A} \in \mathbb{R}^{n_1 \times n_2 \times n_3}$, and let $\mathbf{P}_k, k = 1, 2, 3$ be $n_k \times n_k$ orthogonal projection matrices.

Exercise: Show that for any $k = 1, 2, 3$

$$\|\mathcal{A} - \mathcal{A} \times_k \mathbf{P}_k\|_F = \|\mathcal{A} \times_k (\mathbf{I} - \mathbf{P}_k)\|_F$$

Exercise: Show that $\mathbf{P}_k \otimes \mathbf{I}, \mathbf{I} \otimes \mathbf{P}_k$ are orthogonal projection matrices.

Exercise:** Now show

$$\|\mathcal{A} - \mathcal{A} \times_1 \mathbf{P}_1 \times_2 \mathbf{P}_2 \times_3 \mathbf{P}_3\|^2 = \|\mathcal{A} \times_1 (\mathbf{I} - \mathbf{P}_1)\|^2 + \|\mathcal{A} \times_1 \mathbf{P}_1 \times_2 (\mathbf{I} - \mathbf{P}_2)\|^2 + \|\mathcal{A} \times_1 \mathbf{P}_1 \times_2 \mathbf{P}_2 \times_3 (\mathbf{I} - \mathbf{P}_3)\|^2.$$

Questions?